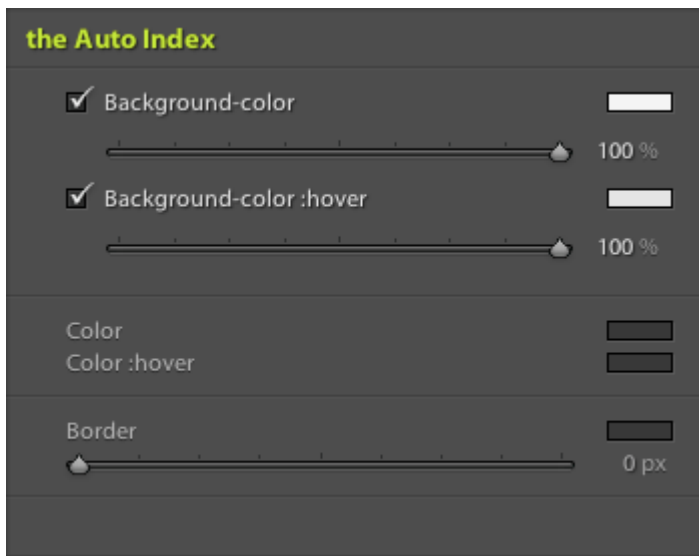


the Auto Index

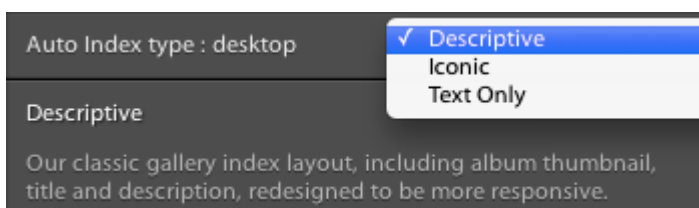
The auto index has a number of options for layout, and within those options a number of permutations. Below, a high-altitude overview of available layouts.

In both CE4 Auto Index and CE4 Pages, these options may be found under **Appearance > the Auto Index**.



Regardless of layout choice, these options appear at the top of the control group. Use them to set basic colors and borders for the auto index entries.

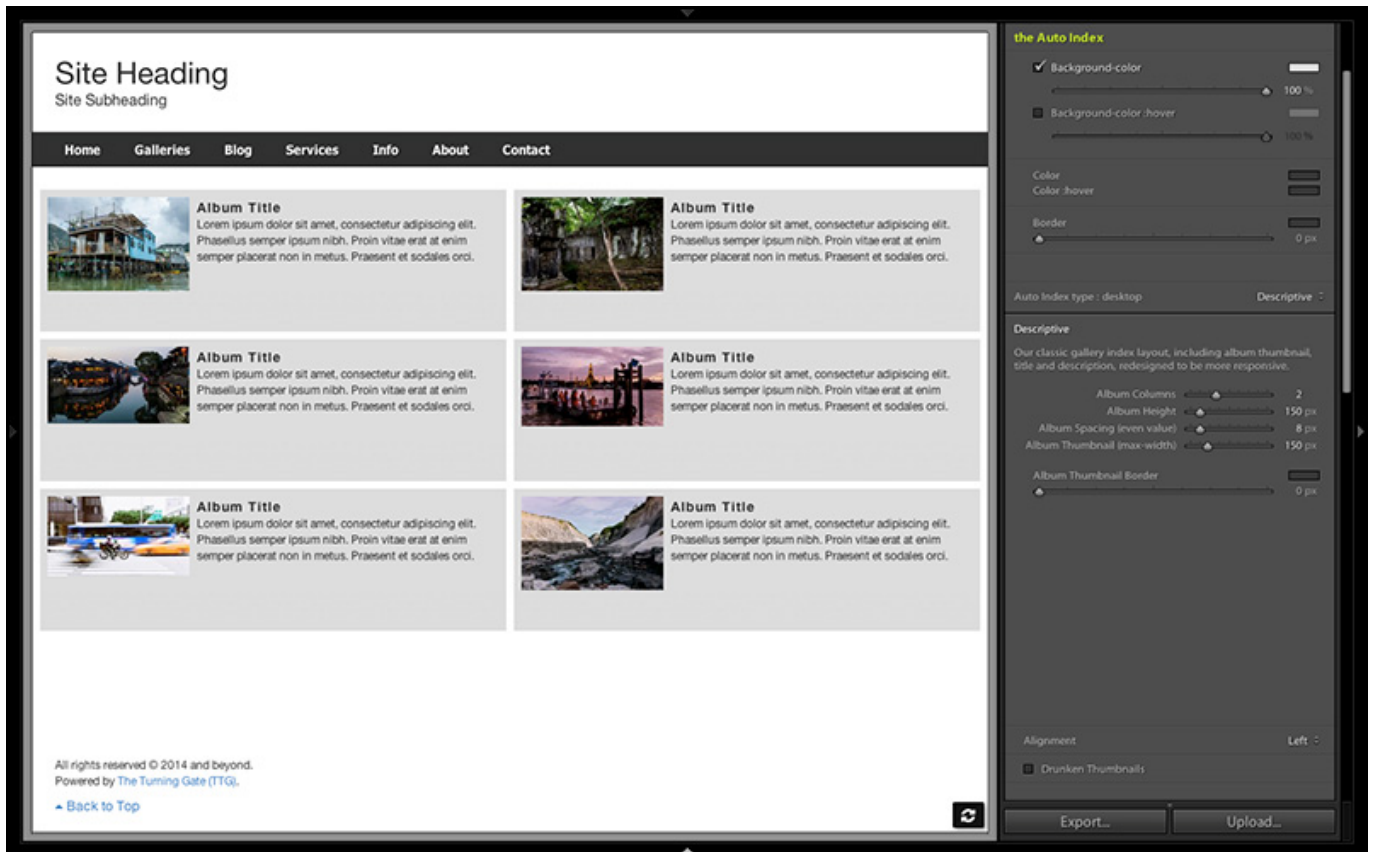
Layouts



A number of layouts are available, selectable from the **Auto Index type :desktop** drop-list.

Descriptive

The default layout is “Descriptive”. It is also the most informative, containing Album Title, Description and Thumbnail, and the easiest to deploy because it has no specific requirements for the size or orientation of thumbnails. It just works.



Iconic

The “Iconic” layout allows for custom shapes and large, impactful thumbnails. To get those thumbnails, though, users often will need to create them separate from Lightroom and upload them manually for use by the index. It's extra work, but a small price to pay for the aesthetic gain.

In the CE4, the iconic layout is responsive. The thumbnails will maintain their aspect ratio at all screen sizes, and the number of columns will adjust itself according to the size of the browser or device.

Site Heading
Site Subheading

Home Galleries Blog Services Info About Contact

Album Title
Lorem ipsum dolor sit amet, consectetur adipiscing elit.
Phasellus semper ipsum nibh. Proin vitae erat at enim.

Album Title
Lorem ipsum dolor sit amet, consectetur adipiscing elit.
Phasellus semper ipsum nibh. Proin vitae erat at enim.

Album Title
Lorem ipsum dolor sit amet, consectetur adipiscing elit.
Phasellus semper ipsum nibh. Proin vitae erat at enim.

Album Title
Lorem ipsum dolor sit amet, consectetur adipiscing elit.
Phasellus semper ipsum nibh. Proin vitae erat at enim.

Album Title
Lorem ipsum dolor sit amet, consectetur adipiscing elit.
Phasellus semper ipsum nibh. Proin vitae erat at enim.

Album Title
Lorem ipsum dolor sit amet, consectetur adipiscing elit.
Phasellus semper ipsum nibh. Proin vitae erat at enim.

All rights reserved © 2014 and beyond.
Powered by [The Turning Gate \(TTG\)](#).
[Back to Top](#)

the Auto Index

- Background-color
- Background-color-hover
- Color
- Color-hover
- Border

Auto Index type: desktop Iconic

Iconic
Large, iconic thumbnails set to a custom width and height. You will probably want to create custom thumbnails for this.

Aspect Ratio: 16 / 9

Album Columns: 3
Album Info Height: 75 px
Album Spacing (even value): 8 px

Album Info: Title and Description
Overlay Album Info? No
If yes, then ...
Overlay Animation: Slide Vertically
Overlay Horizontal Position: Left
Overlay Vertical Position: Bottom

- Album Info Background-color
- Border
- Padding
- Text-shadow

Alignment: Left

Drunken Thumbnails

Export... Upload...

Text-only

From: <http://ce4.theturninggate.net/docs/> - **CE4 Documentation**

Permanent link: http://ce4.theturninggate.net/docs/doku.php?id=ce4_auto_index_layouts&rev=1404806105

Last update: **2014/07/08 08:55**

